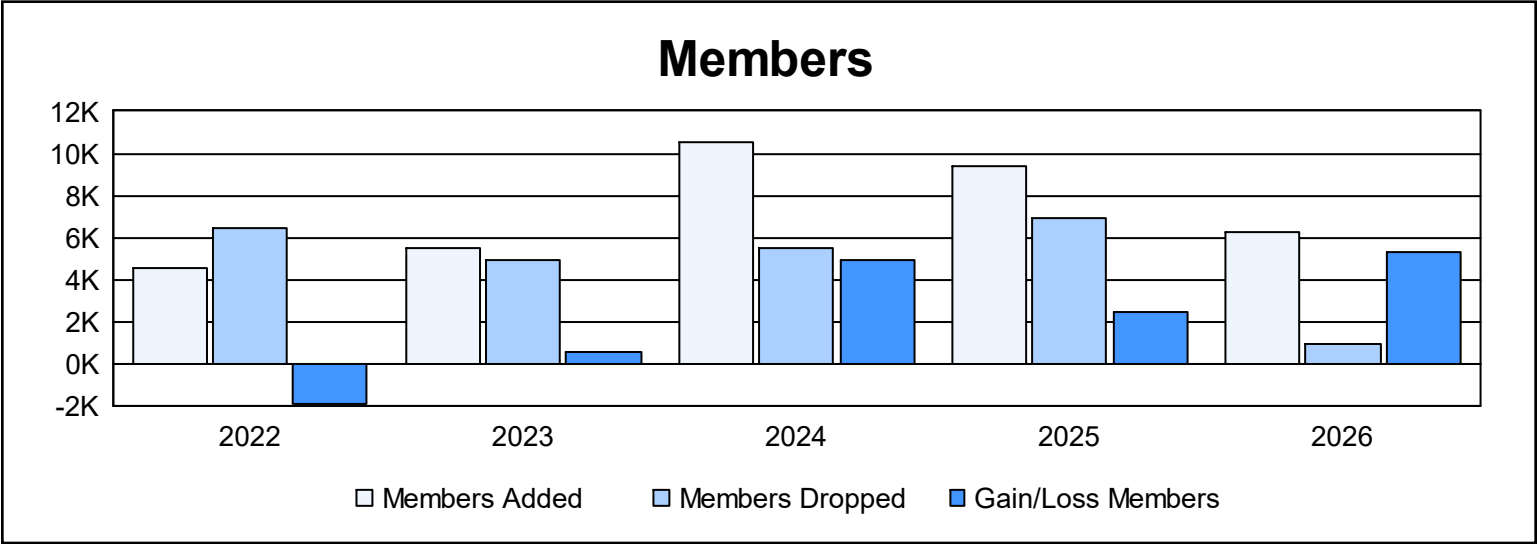
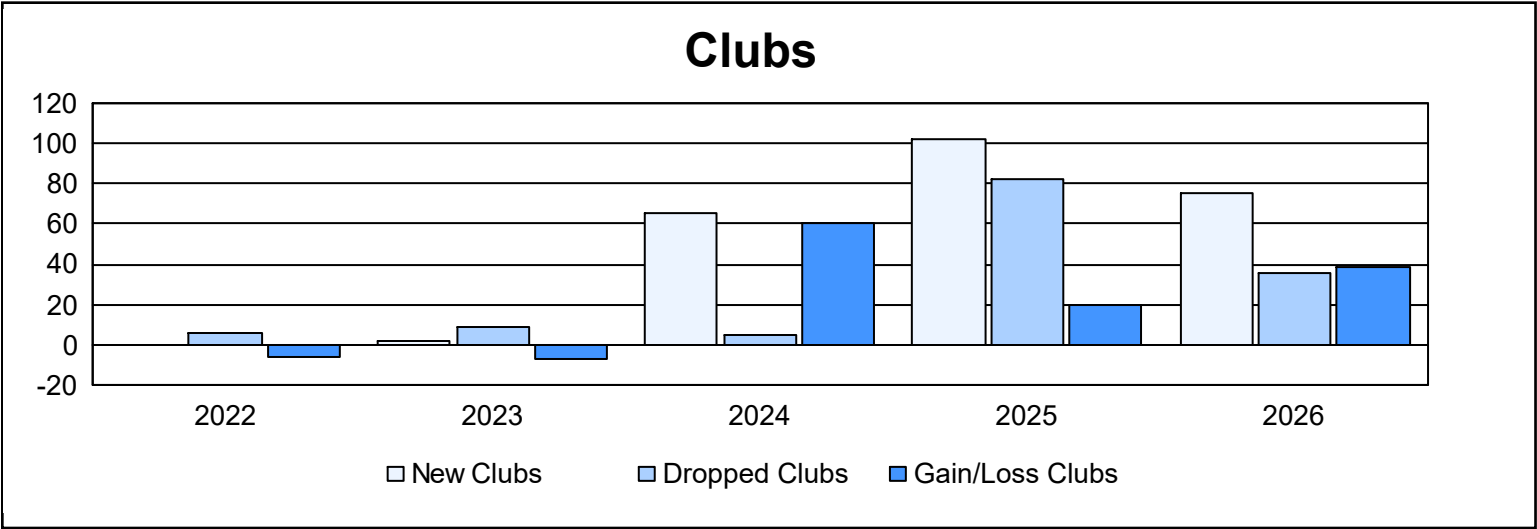
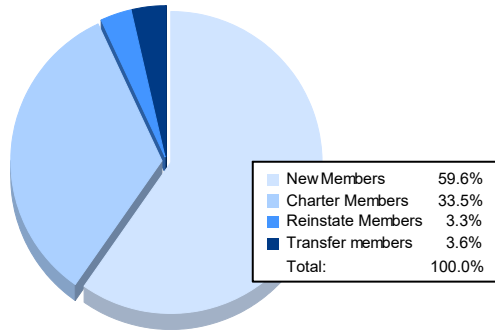


Year	New Clubs	Dropped Clubs	Gain/ Loss Clubs	New Members	Charter Members	Reinstate Members	Transfer Members	Total Member Added	Total Members Dropped	Gain/ Loss Members
2021-2022	0	6	-6	3,006	605	498	404	4,513	6,394	-1,881
2022-2023	2	9	-7	4,323	399	358	392	5,472	4,947	525
2023-2024	65	5	60	7,507	1,952	491	532	10,482	5,527	4,955
2024-2025	102	82	20	5,405	2,847	548	553	9,353	6,944	2,409
2025-2026	75	36	39	3,735	2,099	206	226	6,266	926	5,340
Average	49	28	21	4,795	1,580	420	421	7,217	4,948	2,270



Membership Composition December 2025 Cumulative



Gender Composition December 2025 Cumulative

